

Output power: 480 - 4000 Watts
DC current: 130 - 350 A (max. 350 A / 6 V)
DC voltage: 4 - 30 V (max. 1000 V / 4 A)

Typical applications:
 Precious metal plating Laboratory plating lines
 PCB lines Manual plating lines

DC power supply in switch mode technology, designed for use in electroplating.



POWER STATION pe4383, front view



POWER STATION pe4383, back view

Characteristic values

- Linearity inaccuracy < 1 %
- Ripple less than < 1 %
- Efficiency typical > 85 %
- Powerfactor $\cos \phi$ 0,95
- Constant current and voltage control
- Soft start function
- Over temperature protection
- Current and voltage preset
- Programmable control unit
- Large 3-line LCD display
- Keypad for operation and programming
- Integrated Ampere-hour counter (totalizer)
(preset counter and other functions optional available)
- Internal shunt with 60 mV at I_{nenn}
- Mains supply: standard 3 x 400 V +/- 10 % / 50-60 Hz without N
(other voltages on request)

Cooling

- Optimized cooling air guiding, air consumption max. 180m³/h
- Cooling air outlet in front panel (turned air flow on request)
- Ambient temperature 35°C (other on request)


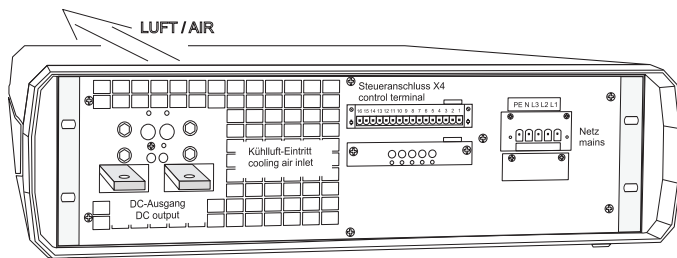
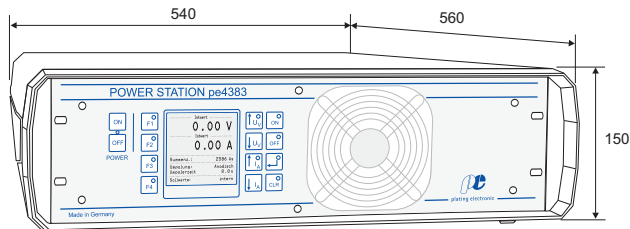
Design

- Compact desktop unit, protection grade IP21
- Casing powder coated colour RAL 7035 (Standard)
- Aluminium front panel with polycarbonat film
- DC connection in back panel

EMV: EN50011 class A, group B ; EN61000-6-4 and EN61000-6-2;
 CE-conformity low voltage guide line: EN50178

Values	Standard sizes – DC output ¹											other sizes on request		
	350 A					300 A	250 A	200 A	160 A	130 A	4 A			
DC current														
DC voltage	4 V	5 V	6 V	8 V	10 V	12 V	15 V	18 V	20 V	24 V	30 V	1000 V		
Mains supply	3 x 400 V AC													
Weight	approx. 28-33 kg													

Standard dimensions



DC output bus bars

Control

Analog signals Iset, Uset, Iact, Uact = 0-10 V

Control optional available

Analog signals galvanically isolated via isolation amplifier:
0-10V, 4-20mA, 0-20mA (other on request), X4-terminal

Serial interface RS485: X6 and X7 terminal

Optional available functions

- Preset counter, dosage counter *
- Ramp function (start / stop ramp)
- Timer function for ON / OFF *
- Voltage / current alarm *
- Operating hours counter
- Chopper timer (pulse-capable rectifier type requested)
- Pole changer function (mechanical / electronic) *
- Programmable DC steps (14 individual steps) *
- Extern ON

* Indication / alarm output

Optional available

Separate electronic controlled pole changer

DC output bus bars

Tin-coated copper bars

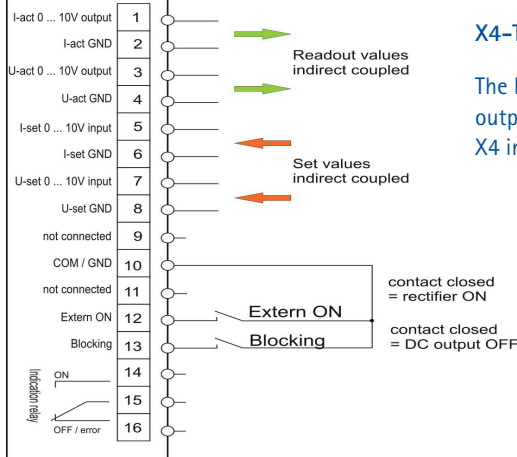
Size, location and design of the DC output bus bars may differ from the standard

Technical equipment, design and features: subject to change! For further information please contact plating electronic GmbH.

X2-X7



X4-Terminal via isolation amplifier

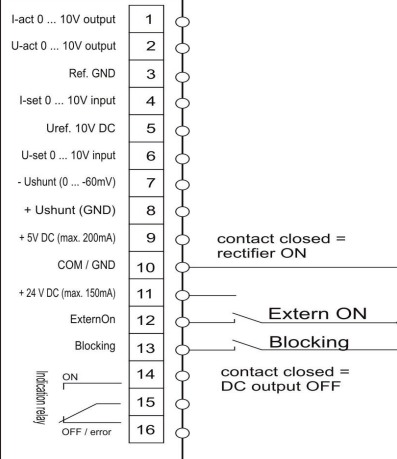


X4-Terminal

The DC power supplies of the POWER STATION series with analog output signals and isolation amplifier are equipped with the analog X4 interface.



X5-Service terminal

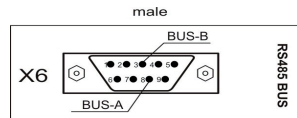


X5-Service terminal

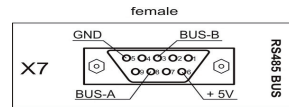
All standard analog DC power supplies of the POWER STATION series pe3000, 19" rack-mount units and the pe5000 cabinets are equipped with the X5-Terminal, called „Service terminal“

The standard 16pin terminal contains all control signals of the power supply (except; optional SENSE measuring input).

The POWER STATIONS are always delivered with the plug component to the 16pin X5-Terminal, connector casing and strain relief included.



BUS input



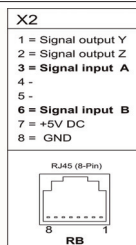
BUS output

X6-Terminal

Serial interface RS485

X7-Terminal

Serial interface RS485



X2-RJ45 connector for peRB (for digital controlled POWER STATIONS)



Pin assignment of shunt connector on the back panel

- 1. + Ushunt (GND)
- 2. Shield
- 3. Shield
- 4. - Ushunt (0 ... 60mV)

view from outside!

Technical equipment, design and features: subject to change! For further information please contact plating electronic GmbH.