


**Output power:** 800 - 6000 Watts  
**DC current:** 200 - 600 A (max. 600 A / 8 V)  
**DC voltage:** 4 - 30 V (max. 1000 V / 5 A)

**Typical applications:**  
 Precious metal plating      Laboratory plating lines  
 PCB lines                              Manual plating lines

DC power supply in switch mode technology, designed for use in electroplating.



POWER STATION pe4004, front view



POWER STATION pe4004, back view

### Characteristic values

Linearity inaccuracy < 1 %  
 Ripple less than < 1 %  
 Efficiency typical > 85 %  
 Powerfactor  $\cos \varphi$  0,95  
 Constant current and voltage control  
 Soft start function  
 Over temperature protection  
 Current and voltage preset  
 Precise current and voltage settings via 10-turn potentiometer (270° or other on request)  
 Internal shunt with 60 mV at  $I_{nenn}$   
 Mains supply: standard 3 x 400 V +/- 10 % / 50-60 Hz without N (other voltages on request)

### Cooling

Optimized cooling air guiding, air consumption max. 360m<sup>3</sup>/h  
 Cooling air outlet in front panel (turned air flow on request)  
 Ambient temperature 35°C (other on request)


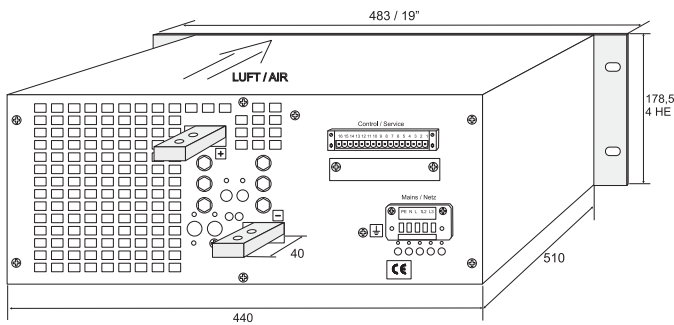
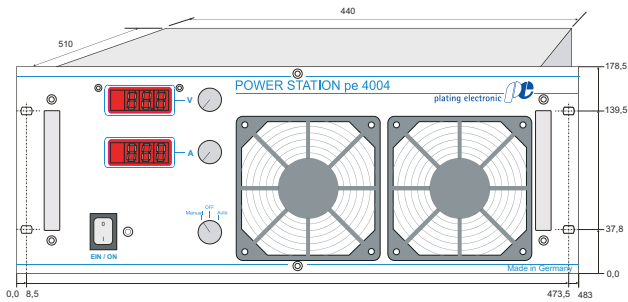
### Design

Protection grade IP20  
 Stainless steel casing, anodized aluminium front panel  
 DC connection in back panel  
 Easy installation

EMV: EN50011 class A, group B ; EN61000-6-4 and EN61000-6-2;  
 CE-conformity low voltage guide line: EN50178

Values	Standard sizes - DC output <sup>1</sup>										other sizes on request	
	600 A				500 A	400 A	350 A	300 A		250 A	200 A	5 A
DC current	4 V	5 V	6 V	8 V	10 V	12 V	15 V	18 V	20 V	24 V	30 V	1000 V
DC voltage												
Mains supply	3 x 400 V AC											
Weight	approx. 22 kg											

### Standard dimensions



DC output bus bars

### Control

Analog signals Iset, Uset, Iact, Uact = 0-10 V

### Control optional available

Analog signals galvanically isolated via isolation amplifier:  
0-10V, 4-20mA, 0-20mA (other on request), X4-terminal

Serial interface RS485: X6 and X7 terminal

### Optional available

Separate electronic controlled pole changer

### DC output bus bars

Tin-coated copper bars

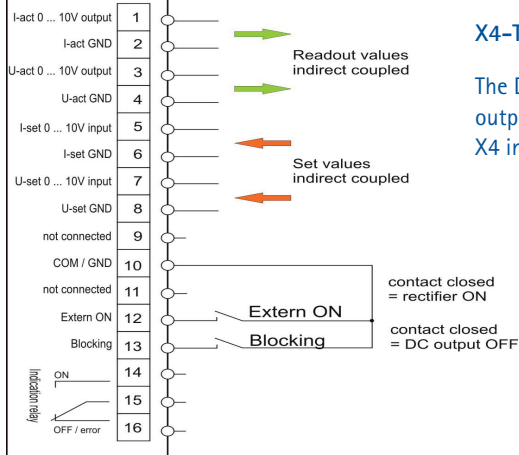
Size, location and design of the DC output bus bars may differ from the standard

Technical equipment, design and features: subject to change! For further information please contact plating electronic GmbH.

## X2-X7



### X4-Terminal via isolation amplifier

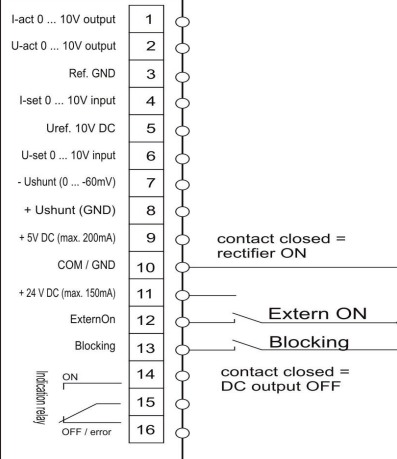


### X4-Terminal

The DC power supplies of the POWER STATION series with analog output signals and isolation amplifier are equipped with the analog X4 interface.



### X5-Service terminal

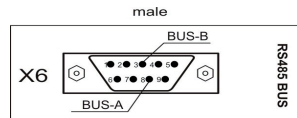


### X5-Service terminal

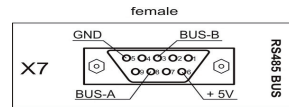
All standard analog DC power supplies of the POWER STATION series pe3000, 19" rack-mount units and the pe5000 cabinets are equipped with the X5-Terminal, called „Service terminal“

The standard 16pin terminal contains all control signals of the power supply (except; optional SENSE measuring input).

The POWER STATIONS are always delivered with the plug component to the 16pin X5-Terminal, connector casing and strain relief included.



BUS input



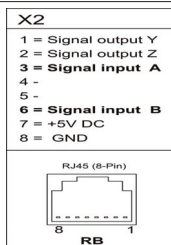
BUS output

### X6-Terminal


Serial interface RS485

### X7-Terminal

Serial interface RS485



X2-RJ45 connector for peRB (for digital controlled POWER STATIONS)



### Pin assignment of shunt connector on the back panel

- 1. + Ushunt (GND)
- 2. Shield
- 3. Shield
- 4. - Ushunt (0 ... 60mV)

view from outside!

Technical equipment, design and features: subject to change! For further information please contact plating electronic GmbH.